

Coated Powder **Balusters**

IDEAL

stair parts



and Accessories

July 2008 Issue



Italian Architectural Forged Steel Components





IDEAL STAIR PARTS

Ideal Stair Parts was established in Little Falls, New York. When we first opened, we specialized in wooden stair rail systems. Currently, we are expanding our wrought iron stairs systems to give our customers a wider variety of options to choose from.

Ideal Stair Parts is a direct distributor for Indital USA, one of the highest quality stair and rail component manufacturers in the United States. Your stairway is the first impression inside your home and should make a lasting impact of all those who enter.

Our new specialty iron line includes custom Powder Coated Balusters and Newels offered in 7 elegant colors; Classic Black, Wrought Iron Black, Midnight Bronze, Old World Copper, Dark Champagne, Shadow Grey, and Warm Nickel.

We strive to lead the stair industry in innovation and the integration of new technology with old world craftsmanship. By offering several original eye-catching shapes, geometric shapes, twist and hammered designs, scrolls in various sizes, ribbons, stamped, and belly balusters, our product line is easy to please all varieties of personal tastes.



An ever growing presence

- Headquarters: Little Falls, New York
- Multi-million dollar inventories in 2 locations
- InStock Items ship within 48 hours

Iron Baluster Color Choices:


- Classic Black
- Wrought Iron Black
- Midnight Bronze
- Old World Copper
- Dark Champagne
- Shadow Grey
- Warm Nickel

Iron Baluster Profile Choices:

- Twist Design
- Hammered Design
- Scroll Design
- Ribbon Series
- Stamped Series
- Shapes

Wood Turnings:

- Manufacturing Company
- Priming facility on-site
- High-end: fluting, twisting, octagon
- Exotic Species In Stock: Brazilian Cherry, Genuine Mahogany, White Oak, and more
- Custom turning available
- Full line of treads, newels, rail, fittings, etc.
- Visit us at www.idealstairparts.com for additional information



IDEAL STAIR PARTS INTRODUCES A NEW LINE OF POWDER COATED BALUSTERS AND NEWELS MANUFACTURED BY INDITAL USA



Ideal Stair Parts introduces our new spectacular Powder Coat Line of high quality Italian Wrought Iron balusters and newels in seven magnificent colors manufactured by Indital USA. Over 75 balusters and newels including 15 new designs that have been produced. More selections in stunning colors have been created to satisfy even the most selective Builders and Homeowners.

Ideal Stair Parts is one of the first distributors to provide Twist Designs, including baskets, in 1/2", 9/16" and 5/8" bar sizes. This gives your customer's options they've never had until now.

We offer a lavish assortment in our Scroll Series, some designs never before offered. Our styles include seven scrolls in widths over 7" and seven in widths under 6". We offer several original eye-catching shapes; geometric designs, our single and double stars and the new Gonza- to Designs complete the most extensive Powder Coat Line in the Marketplace.



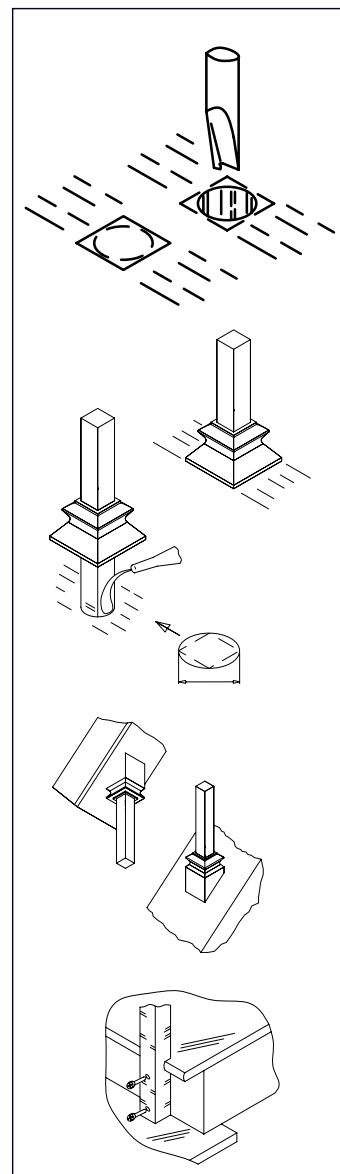
Our color selection includes two colors of black; Classic Black (Satin) and Wrought Iron Black (Textured) and five rich colors from Old World Copper, Midnight Bronze, Dark Champagne, Warm Nickel and Shadow Grey. These five elegant colors make their first introduction to the U.S. Market.




Ideal Stair Parts along with Indital USA, Ind.i.a Spa, their staff, and their manufacturing facility in Europe are working passionately to bring our customers this impressive line. With the procurement of new equipment dedicated to Powder Coat, production is underway and inventory is well stocked in the U.S. at our New York location.



Ideal and Indital are committed to being the leaders in providing quality Powder Coat Stair Products to the Eastern U S market. Please contact Ideal Stair Parts for pricing and availability.



AVAILABLE COLORS




CB
Classic
Black




WIB
Wrought
Iron Black



MB
Midnight
Bronze



OWC
Old World
Copper



DC
Dark
Champagne



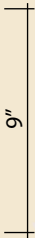
SG
Shadow
Grey



WN
Warm
Nickel



Twist Design



ART. PC4/1
MTL 1/2" SQ.
H 44 3/32"

ART. PC4/2
MTL 9/16" SQ.
H 44 3/32"

ART. PC4/3 *
MTL 5/8" SQ.
H 44 3/32"



ART. PC4/4
MTL 1/2" SQ.
H 44 3/32"

ART. PC4/5
MTL 9/16" SQ.
H 44 3/32"

ART. PC4/6 *
MTL 5/8" SQ.
H 44 3/32"

ALL ITEMS ARE AVAILABLE
ALSO UNCOATED

* AVAILABLE COLORS:
CLASSIC BLACK (CB) AND
WROUGHT IRON BLACK (WIB)





Twist Design

IDEAL
stair parts



ART. PC6/1
MTL 1/2" SQ.
H 44 3/32"

ART. PC6/2
MTL 9/16" SQ.
H 44 3/32"

ART. PC6/3 *
MTL 5/8" SQ.
H 44 3/32"



ART. PC6/4
MTL 1/2" SQ.
H 44 3/32"


ART. PC6/5
MTL 9/16" SQ.
H 44 3/32"

ART. PC6/6 *
MTL 5/8" SQ.
H 44 3/32"

ALL ITEMS ARE AVAILABLE
ALSO UNCOATED

* AVAILABLE COLORS:
CLASSIC BLACK (CB) AND
WROUGHT IRON BLACK (WIB)





Twist Design



24"

ART. PC8/1
MTL 1/2" SQ.
H 44 3/32"
ART. PC8/2
MTL 9/16" SQ.
H 44 3/32"
ART. PC8/3 *
MTL 5/8" SQ.
H 44 3/32"

HAMMERED




ART. PC8/4
MTL 1/2" SQ.
H 44 3/32"
ART. PC8/5
MTL 9/16" SQ.
H 44 3/32"
ART. PC8/6 *
MTL 5/8" SQ.
H 44 3/32"

ALL ITEMS ARE AVAILABLE
ALSO UNCOATED

* AVAILABLE COLORS:
CLASSIC BLACK (CB) AND
WROUGHT IRON BLACK (WIB)





Hammered Design



ART. PC10/1

MTL 9/16" SQ.

H 44 3/32"

MATCHES STRAIGHT HAMMERED BAR
PC8/5

ART. PC10/2 *

MTL 5/8" SQ.

H 44 3/32"

MATCHES STRAIGHT HAMMERED BAR
PC8/6



ART. PC10/3

MTL 9/16" SQ.

H 44 3/32"

MATCHES STRAIGHT HAMMERED BAR
PC8/5

ART. PC10/4 *

MTL 5/8" SQ.

H 44 3/32"

MATCHES STRAIGHT HAMMERED BAR
PC8/6

ALL ITEMS ARE AVAILABLE
ALSO UNCOATED

* AVAILABLE COLORS:
CLASSIC BLACK (CB) AND
WROUGHT IRON BLACK (WIB)





Hammered Design

IDEAL


stair party

MTL 9/16" SQ. - HAMMERED ON TWO SIDES



ART. PC12/1
MTL 9/16" SQ.
H 44 3/32"

ALL ITEMS ARE AVAILABLE
ALSO UNCOATED



Shown: PC10/3 & PC4/2

THE MAIN FEATURE OF CONE MOTIF IS THAT IT CAN BE CONNECTED TO THE WROUGHT IRON TRADITION BASED ON THE REPRODUCTION OF THE NATURE AND OF ITS SHAPES, LIKE FLOWERS AND LEAVES.

AT THE SAME TIME, IT CAN'T BE RESTRICTED ONLY TO THAT FIELD BECAUSE THE GEOMETRICAL HARMONY OF ITS SHAPE ENABLES IT TO FIT ALSO EVERY MODERN ENVIROMNENT PERFECTLY.

Shown: PC10/3 & PC4/2





Hammered Design



ART. PC16/1
MTL 9/16" SQ.
H 44 3/32"



ART. PC16/2
MTL 9/16" SQ.
H 44 3/32"

ALL ITEMS ARE AVAILABLE
ALSO UNCOATED





Hammered Design

IDEAL

stair parts

ART. PC18/1
MTL 9/16" SQ.
H 44 3/32"

FORGED

ART. PC18/2
MTL 9/16" SQ.
H 44 3/32"

FORGED

FORGED

ART. PC18/3
MTL 9/16" SQ.
H 44 3/32"

ALL ITEMS ARE AVAILABLE
ALSO UNCOATED



Hammered Design

IDEAL

stair parts



FORGED

ART. PC19/1
MTL 9/16" SQ.
H 44 3/32"

MATCHES STRAIGHT HAMMERED BAR
PC18/3

FORGED

4 7/16"

ART. PC19/2
MTL 9/16" SQ.
H 44 3/32"

MATCHES STRAIGHT HAMMERED BAR
PC18/3

ALL ITEMS ARE AVAILABLE
ALSO UNCOATED



Scroll Designs over 6" wide

IDEAL

stair parts



SCROLL
MTL 1/2" x 1/4"

25 3/4"

ART. PC20/1
MTL 1/2" SQ.
W 7 9/32"
H 44 3/32"

ALL ITEMS ARE AVAILABLE
ALSO UNCOATED





Scroll Designs over 5" wide



SCROLL
MTL 1/2" SQ.

ART. PC22/1
MTL 1/2" SQ.
W 7 3/8"
H 44 3/32"
PLAIN
ART. PC22/2
MTL 1/2" SQ.
W 7 3/8"
H 44 3/32"
HAMMERED



SCROLL
MTL 1/2" SQ.

ART. PC22/3
MTL 1/2" SQ.
W 5 3/4"
H 44 3/32"
PLAIN
ART. PC22/4
MTL 1/2" SQ.
W 5 3/4"
H 44 3/32"
HAMMERED




SCROLL
MTL 1/2" x 1/4"

ART. PC22/5
MTL 1/2" x 1/4"
W 5 3/4"
H 44 3/32"
PLAIN



Shown: PC22/1 & PC4/1
Newel Post: PC58/3



ALSO UNCOATED ALL ITEMS ARE AVAILABLE ALSO UNCOATED



Scroll Designs over 6" wide



ART. PC24/1
MTL 1/2" SQ.
W 6 5/8"
H 44 3/32"

ALL ITEMS ARE AVAILABLE
ALSO UNCOATED

Shown: PC24/1 & PC8/1



Scroll Designs over 6" wide



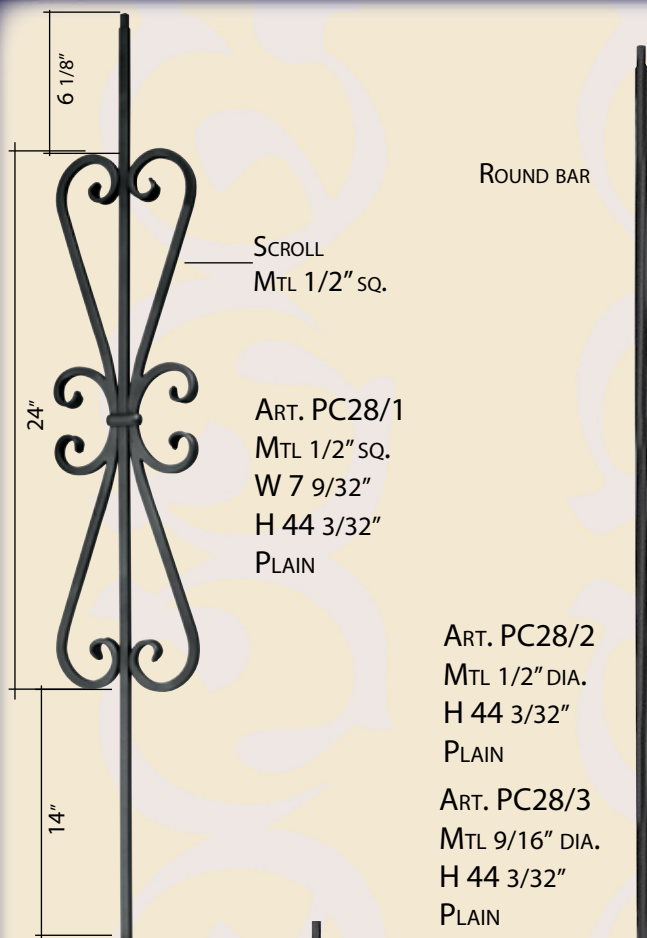
ART. PC26/1
MTL 1/2" SQ.
W 7 3/4"
H 44 3/32"
HAMMERED

ALL ITEMS ARE AVAILABLE
ALSO UNCOATED





Scroll Designs over 6" wide



ROUND BAR

SCROLL
MTL 1/2" SQ.

ART. PC28/1
MTL 1/2" SQ.
W 7 9/32"
H 44 3/32"
PLAIN

ART. PC28/2
MTL 1/2" DIA.
H 44 3/32"
PLAIN

ART. PC28/3
MTL 9/16" DIA.
H 44 3/32"
PLAIN

ART. PC28/4
MTL 5/8" DIA.
H 44 3/32"
PLAIN

SQUARE BAR

ART. PC28/5
MTL 1/2" SQ.
H 44 3/32"
PLAIN

ART. PC28/6
MTL 9/16" SQ.
H 44 3/32"
PLAIN

ART. PC28/7
MTL 5/8" SQ.
H 44 3/32"
PLAIN

ALL ITEMS ARE AVAILABLE ALSO UNCOATED






Scroll


Designs over 5" wide

IDEAL

stair parts



ART. PC30/1
MTL 9/16" SQ.
W 7 1/64"
H 44 3/32"



ART. PC30/2
MTL 9/16" SQ.
W 5 15/64"
H 44 3/32"

ALL ITEMS ARE AVAILABLE
ALSO UNCOATED



Shown: PC30/2 & PC28/6

Scroll

Designs under 6" wide

IDEAL

stair parts



Shown: PC32/1 & PC28/5

ALL ITEMS ARE AVAILABLE
ALSO UNCOATED




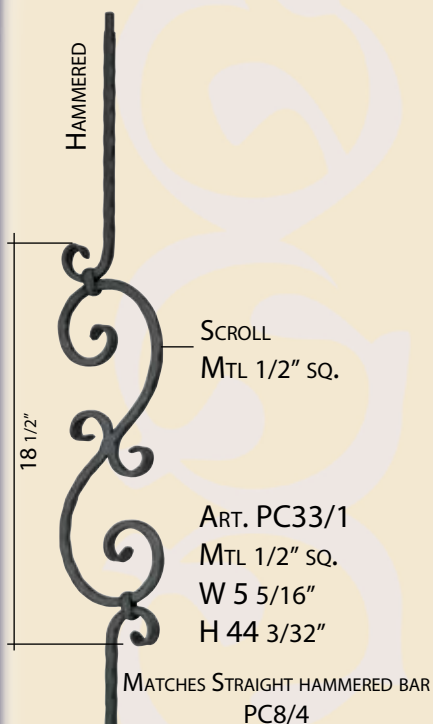
Scroll

Designs under 6" wide

IDEAL

stair party

Shown: PC33/2 & PC28/5



ALL ITEMS ARE AVAILABLE
ALSO UNCOATED



Ribbon Series

IDEAL

stair parts



ART. PC34/1
MTL 1/2" SQ.
W 5"
H 44 3/32"



ART. PC34/2
MTL 1/2" SQ.
H 44 3/32"



ART. PC34/3
MTL 1/2" SQ.
H 44 3/32"



ART. PC34/4
MTL 1/2" SQ.
W 5"
H 44 3/32"

ALL ITEMS ARE AVAILABLE ALSO UNCOATED





მედიტაციის
მედიტაციის
მედიტაციის



მედიტაციის
მედიტაციის
მედიტაციის

Ribbon Series



Shown: PC34/3 & PC34/4



Stamped Series



ART. PC38/1

MTL 9/16" SQ.

H 44 3/32"

MATCHES STRAIGHT HAMMERED BAR
PC8/5

ART. PC38/2

MTL 9/16" SQ.

H 44 3/32"

MATCHES STRAIGHT HAMMERED BAR
PC8/5



ART. PC38/3

MTL 9/16" SQ.

H 44 3/32"

MATCHES STRAIGHT HAMMERED BAR
PC8/5

ALL ITEMS ARE AVAILABLE
ALSO UNCOATED





Stamped Series



ART. PC40/1
MTL 9/16" SQ.
H 44 3/32"

MATCHES STRAIGHT HAMMERED BAR
PC8/5

ALL ITEMS ARE AVAILABLE
ALSO UNCOATED

Shown: PC18/3 & PC40/1



Stamped Series



ART. PC42/1
MTL 9/16" DIA.
H 44 3/32"



ART. PC42/2
MTL 9/16" DIA.
H 44 3/32"

ALL ITEMS ARE AVAILABLE
ALSO UNCOATED






Stamped Series

IDEAL

stair parts



ART. PC44/1
MTL 9/16" DIA.
H 44 3/32"



ART. PC44/2
MTL 9/16" DIA.
W 6 7/8"
H 44 3/32"

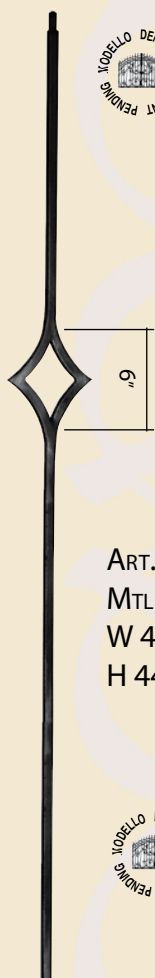
ALL ITEMS ARE AVAILABLE
ALSO UNCOATED




Shapes

IDEAL

stair parts



ART. PC45/1
MTL 9/16" SQ.
W 4 3/4"
H 44 3/32"



ART. PC45/2
MTL 9/16" SQ.
W 4 3/4"
H 44 3/32"

ALL ITEMS ARE AVAILABLE
ALSO UNCOATED



Shapes




IDEAL

stair parts



ART. PC46/1
MTL 9/16" SQ.
H 44 3/32"


ALL ITEMS ARE AVAILABLE
ALSO UNCOATED



Shapes

IDEAL

stair parts



ART. PC47/1
MTL 1/2" SQ.
W 4"
H 44 3/32"


ALL ITEMS ARE AVAILABLE
ALSO UNCOATED



Shapes

IDEAL

stair parts



ART. PC48/1
MTL 1/2" SQ.
W 2 3/4"
H 44 3/32"

ALL ITEMS ARE AVAILABLE
ALSO UNCOATED

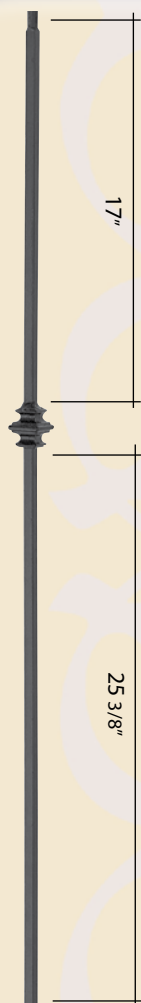


Shapes



IDEAL

stair parts



ART. PC49/1
MTL 1/2" SQ.
H 44 3/32"
W 1 9/16"



ART. PC49 /2
MTL 1/2" SQ.
H 44 3/32"

ALL ITEMS ARE AVAILABLE
ALSO UNCOATED



Shapes



ART. PC50/1
MTL 1/2" SQ.
W 4 3/4"
H 44 3/32"

ALL ITEMS ARE AVAILABLE
ALSO UNCOATED





Shapes



ART. PC52/1
MTL 5/8" SQ.
W 3 5/8"
H 44 3/32"
HAMMERED

MATCHES STRAIGHT HAMMERED BAR
PC8/6



ART. PC52/2
MTL 5/8" SQ.
W 3 5/8"
H 44 3/32"
HAMMERED

MATCHES STRAIGHT HAMMERED BAR
PC8/6

ALL ITEMS ARE AVAILABLE
ALSO UNCOATED





Belly Balusters

IDEAL
stair parts



ART. PC54/1
MTL 9/16" SQ.
H 44 3/32"

ALL ITEMS ARE AVAILABLE
ALSO UNCOATED

Belly Balusters

IDEAL
stair parts

ART. PC55/1
MTL 9/16" SQ.
H 44 3/32"

ART. PC55/2
MTL 9/16" SQ.
H 44 3/32"

ART. PC55/3
MTL 9/16" SQ.
H 44 3/32"

8"

ALL ITEMS ARE AVAILABLE
ALSO UNCOATED



ART. PC56/1
MTL 1 3/16" SQ.
H 48"
HAMMERED

ART. PC56/2
MTL 1 3/16" DIA.
H 48"
HAMMERED

ART. PC56/3
MTL 1" DIA.
H 48"
FORGED

ALL ITEMS ARE AVAILABLE
ALSO UNCOATED



ART. PC57/1
MTL 1 3/16" SQ.
H 48"

ART. PC57/2
MTL 1 3/16" DIA.
H 48"

ALL ITEMS ARE AVAILABLE
ALSO UNCOATED



ART. PC58/1
MTL 1 3/16" SQ.
H 48"



ART. PC58/2
MTL 1 3/16" SQ.
H 48"



ART. PC58/3
MTL 1 3/16" SQ.
H 48"

ALL ITEMS ARE AVAILABLE
ALSO UNCOATED





CAST ALUMINIUM SHOES-

We stock in following colors: Midnight Bronze, Old World Copper, and Dark Champagne, however all other colors are available for order



ART. PC60/1
MTL 1 3/16" X 1 31/32" SQ.
MTL 9/16" HOLE
FITS 1/2" BALUSTERS

ART. PC60/6
MTL 1 3/16" X 1 31/32" SQ.
MTL 5/8" HOLE
FITS 9/16" BALUSTERS

ART. PC60/17
MTL 1 1/4" X 1 1/4" SQ.
MTL 11/16" HOLE
FITS 5/8" BALUSTERS



ART. PC60/3
MTL 1 9/16" X 1 3/32" SQ.
MTL 9/16" HOLE
FITS 1/2" BALUSTERS

ART. PC60/4
MTL 1 9/16" X 1 3/32" SQ.
MTL 5/8" HOLE
FITS 9/16" BALUSTERS

ART. PC60/16
MTL 1 1/2" X 1 1/8" SQ.
MTL 11/16" HOLE
FITS 5/8" BALUSTERS

ALL ITEMS ARE AVAILABLE ALSO UNCOATED

Policies:

Ideal Stair Parts shall not be responsible for improper use or misuse of its products and offers no warranty for safety or performance. Ideal Stair Parts conditionally guarantees its products to be free from defective material and/or workmanship within its control for a period of one year. All stair parts are for interior use only. Rotate inventory to reduce exposure and care should be used in storing these products. Installation of these stair parts should be made from a qualified installer according to local or appropriate building codes. These codes should be strictly observed and use only the best and safest practices when installing these stair parts.

Terms:

1% 10 Days, Net 15 Days.

A 2% per month finance charge will be applied to all past due balances.

Prices:

All prices are subject to change without notice.

Shipments:

All orders will be processed for shipment from our warehouses. F.O.B.

Little Falls, New York or Taneytown, Maryland.

All claims on apparent or concealed shipping damage should be reported to the freight line for settlement of claim.

Returns:

- Standard items may be returned only with prior approval by Ideal Stair Parts and will be charged 25% of the sale price to cover re-stocking and handling.*
- Merchandise must be in original cartons and in good, original condition.*
- Original invoice numbers must be indicated on all returns.*
- Returns should be sent pre-paid freight within 60 days of purchase.*

Special Orders:

A 50% deposit is required on all special orders before processing and production of the order. Once production has started the order cannot be cancelled.

Interior Use:

All products are only to be used for interior use.

IDEAL

stair parts



CLASSIC BLACK



DARK CHAMPAGNE



WROUGHT IRON BLACK



SHADOW GREY



MIDNIGHT BRONZE



WARM NICKEL



OLD WORLD COPPER